



*Borough of*  
**MATAWAN**

**2024 BUDGET  
PRESENTATION**

# BOROUGH OFFICIALS



## NAME

## POSITION

Joseph Altomonte.....	Mayor
Deana Gunn .....	Council President
Charles Ross.....	Finance Chair/Councilman
Arlan Feiles.....	Councilman
Brian Livesey.....	Councilman
Steven Russell.....	Councilman
Melanie Wang.....	Councilwoman
Ryan L. Michelson, MPA.....	Business Administrator
Nicole Schneeberger, CMFO.....	Chief Financial Officer
Karen Wynne, RMC.....	Municipal Clerk
Suplee, Clooney & Company.....	Auditor

# 2023 HIGHLIGHTS

## \$1.4 Million in Grants and Aid

In 2023, the Borough was awarded over \$1.4 million in Grants and Aid to support efforts including road improvements, water infrastructure upgrades, historic preservation, and park renovations.



## Road Improvements



Milling and paving roads, including Center, Washington, Harding, Sapphire, Cedar, Oak, and Johnson; drainage improvements on Chestnut; and Borough Hall Parking Lot.



## Park Upgrades

Revitalizing Penniplede and Clinton Street Parks to enhance the recreational experiences offered in our community.


## Burrowes Mansion



With grants exceeding \$180,000 from the NJ Historic Preservation Fund, the Borough is strategically preparing for the future by implementing essential electrical upgrades in commemoration of the mansion's 150th anniversary.


## 30+ Community Events

July 4<sup>th</sup> Fireworks, Matawan Day, Senior Events, Shark Run...



# MUNICIPAL BUDGET OVERVIEW


TYPE	2024	2023	Difference
Surplus Used	1,600,000	1,600,000	-
Local Misc.	631,701	677,092	(45,391)
NJ State Aid	1,619,826	1,536,887	82,939
Public & Private Programs	70,219	620,402	(550,183)
Delinquent Taxes	150,000	50,000	100,000
UCC Fees	12,290	67,500	(55,210)
Library Tax	489,314	464,792	24,522
Other Special Items	170,000	318,547	(148,547)
Local Purpose Taxes	10,582,191	10,087,208	494,983
<b>Total Revenues</b>	<b>15,325,541</b>	<b>15,422,428</b>	<b>(96,887)</b>
General Appropriations	14,595,541	14,692,428	(366,887)
Reserve for Uncollected Taxes	730,000	730,000	-
<b>Total Appropriations</b>	<b>15,325,541</b>	<b>15,422,428</b>	<b>(96,887)</b>



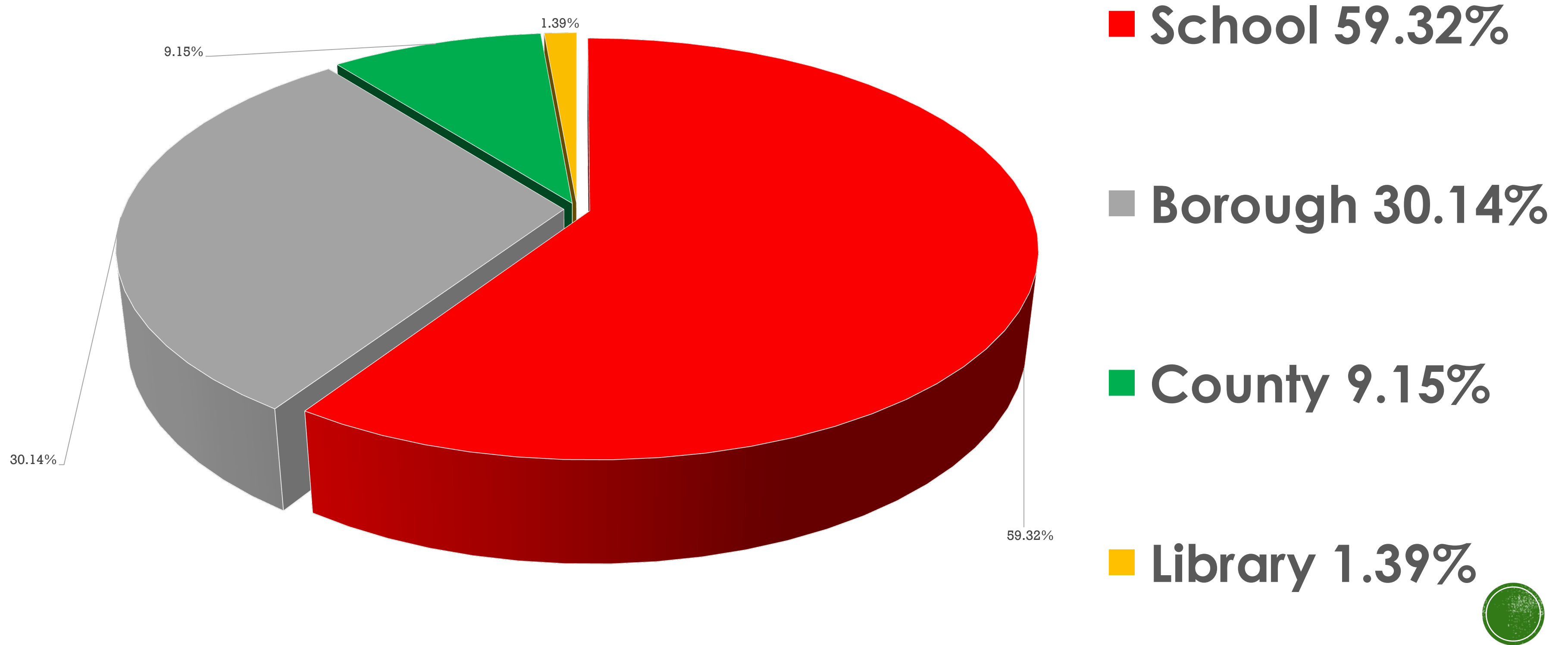
# AVERAGE RESIDENTIAL MUNICIPAL TAX 2024

TYPE	AMOUNT
Residential Assessed Valuation	\$1,244,893,100
Residential Units	2,463
Average Residential Assessed Value	\$505,438
Residential Municipal Tax Rate	0.656%
Average Residential Tax	\$3,278.23

TYPE	AMOUNT
Annual Increase	\$69.16
Quarterly Increase	\$17.29
Monthly Increase	\$5.76
Total Annual 2024 Municipal Tax	\$3,278.23
Total Quarterly 2024 Municipal Tax	\$819.56
Total Monthly 2024 Municipal Tax	\$273.19




# 2024 TAX DISTRIBUTION


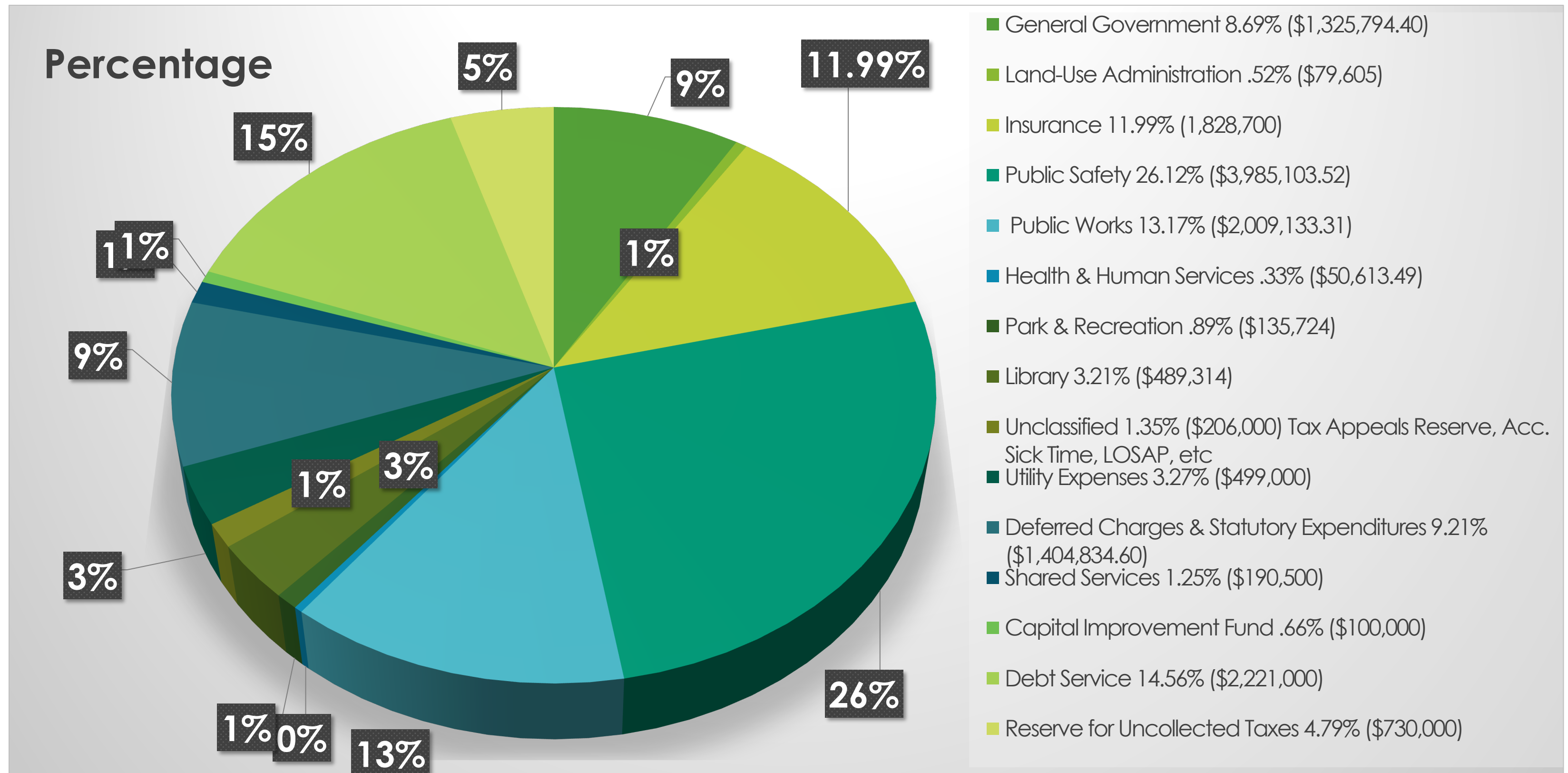


# AVERAGE RESIDENTIAL TOTAL ESTIMATED TAX (INCLUDING SCHOOL & COUNTY)

TYPE	ESTIMATED 2024 TAX RATE	TOTAL ESTIMATED ANNUAL TAX
Average Residential School Tax (59.32%)	1.290%	\$6,452
Average Residential County Tax (9.15%)	0.199%	\$996
Average Residential Municipal Tax (30.14%)	0.656%	\$3,278
Average Residential Library Tax (1.39%)	0.030%	\$152
Total Average	2.176%	\$10,878




# HOW LOCAL TAXES ARE USED (2024)







# Questions?



EXIT 120  
Laurence Harbor  
Matawan  
1 MILE

# THANKS

For more information call...